


EMB9

Dual PNP Digital Transistors (Built-in Resistors)



Features

- Moisture sensitivity level 1
- Halogen free and
- Surface mount package ideally suited for automatic Insertion

Application

- Signal amplification
- Switching circuit

Mechanical data

- **Package:** SOT-563
- **Terminals:** Tin plated leads, solderable per J-STD-002 and JESD22-B102

■ Maximum Ratings (T_a=25°C Unless otherwise specified)

Item	Symbol	Unit	Conditions	Value
Device marking code				B9
Supply voltage	V _{CC}	V		-50
Input voltage	V _{IN}	V		-40 to +6
Output current	I _O	mA		-100
Power dissipation	P _D	mW		150
Junction temperature	T _J	°C		-55 to +150
Storage temperature	T _{STG}	°C		-55 to +150

EMB9

■ Electrical Characteristics (T_a=25°C Unless otherwise specified)

Item	Symbol	Unit	Conditions	Min	Typ	Max
Input voltage	V _{I(off)}	V	V _{CC} =-5V, I _c =-100uA	-0.3		
	V _{I(on)}	V	V _O =-0.3V, I _c =-1mA			-1.4
Output voltage	V _{O(on)}	V	I _O / I _i = -5mA / -0.25 mA			-0.3
Input current	I _i	mA	V _i =-5V			-0.88
Output current	I _{O(off)}	uA	V _{CC} =-50V, V _i =0			-0.5
DC current gain	G _i		V _O =-5V, I _O = -5mA	68		
Input resistance	R ₁	kΩ		7	10	13
Resistance ratio	R ₂ /R ₁			3.7	4.7	5.7
Transition frequency	f _T	MHz	V _{CE} =-10V, I _E =-5mA, f=100MHz		250	

■ Thermal Characteristics

Parameter	Symbol	Unit	Value
Thermal resistance, junction-to-ambient	R _{θJ-A} ⁽¹⁾	°C/W	833
Thermal resistance, junction-to-case	R _{θJ-C} ⁽¹⁾	°C/W	667

Note:

(1) Thermal resistance from junction to ambient and from junction to lead mounted on P.C.B. with 25.4mm*25.4mm copper pad areas

■ Characteristics

Fig 1: DC Current Gain Characteristics

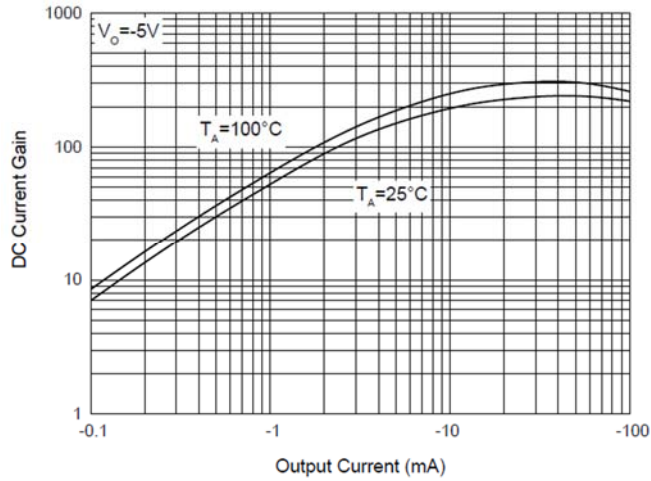


Fig 2: Input Voltage (On) Characteristics

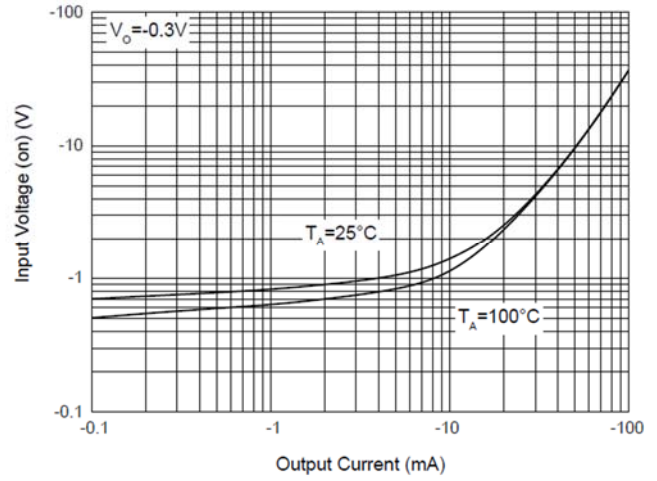


Fig 3: Input Voltage (Off) Characteristics

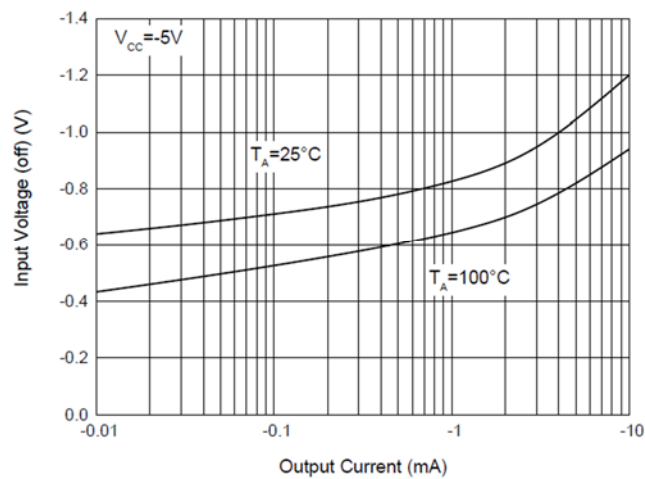


Fig 4: Output Voltage Characteristics

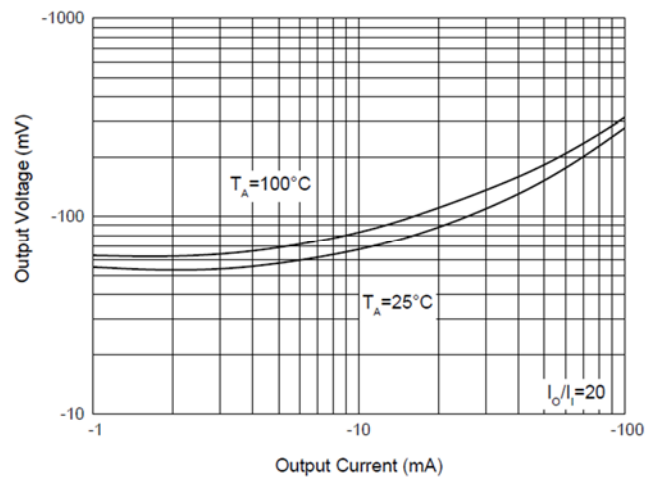
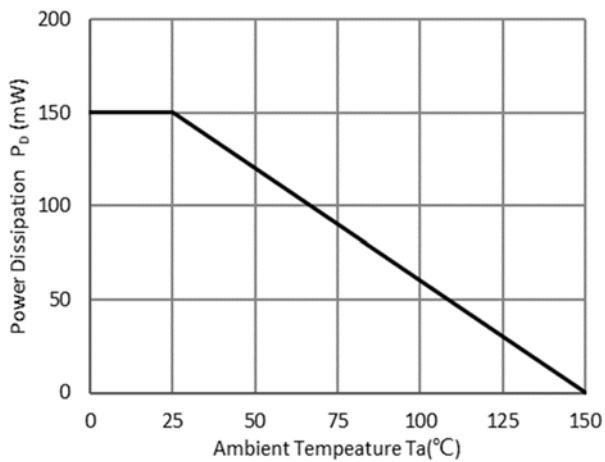


Fig 5: P_D-T_a Curve

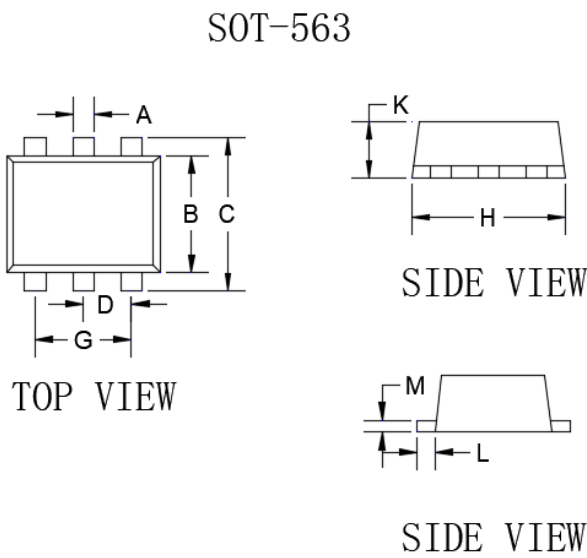


EMB9

■ Ordering Information

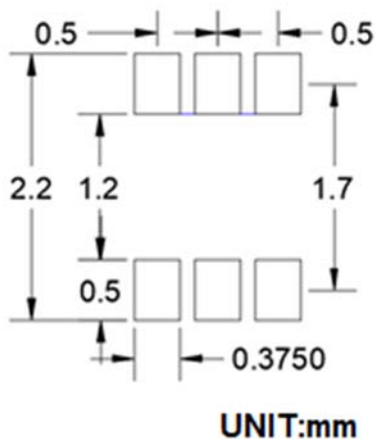
Preferred P/N	Packing code	Unit weight(g)	Minimum package(pcs)	Inner box quantity(pcs)	Outer carton quantity(pcs)	Delivery mode
EMB9	F2	Approximate 0.0035	3000	30000	120000	7" reel

■ Outline Dimensions



DIM	DIMENSIONS			
	INCHES		MM	
	MIN	MAX	MIN	MAX
A	0.006	0.011	0.150	0.300
B	0.043	0.051	1.100	1.300
C	0.059	0.067	1.500	1.700
D	0.016	0.024	0.400	0.600
G	0.035	0.043	0.900	1.100
H	0.059	0.067	1.500	1.700
K	0.021	0.026	0.550	0.650
L	0.004	0.011	0.100	0.300
M	0.004	0.007	0.100	0.180

■ Suggested Pad Layout



EMB9

Disclaimer

The information presented in this document is for reference only. Shanghai Sunco Electronics Co., Ltd reserves the right to make changes without notice for the specification of the products displayed herein to improve reliability, function, or design or otherwise.

The product listed herein is designed to be used with ordinary electronic equipment or devices, and not designed to be used with equipment or devices which require high level of reliability and the malfunction of which would directly endanger human life (such as medical instruments, transportation equipment, aerospace machinery, nuclear-reactor controllers, fuel controllers and other safety devices), Russiansunco or anyone on its behalf, assumes no responsibility or liability for any damages resulting from such improper use of sale.

This publication supersedes & replaces all information previously supplied. For additional information, please visit our website [http:// www.russiansunco.com](http://www.russiansunco.com) , or consult your nearest Russiansunco's sales office for further assistance.