
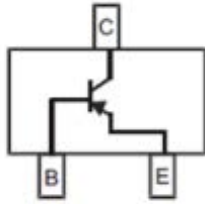


## Schottky Rectifier



**SOT-23**

### Features

- VR 40V
- IF 0.5A
- For Surface Mount Application and High Current Capability
- Low Forward Voltage Drop

### Mechanical Data

- **Package:** SOT-23
- **Terminals:** Tin plated leads, solderable per J-STD-002 and JESD22-B102
- **Marking:** L61

### ■ Maximum Rating, ( $T_a=25^{\circ}\text{C}$ Unless otherwise specified)

Item	Symbol	Unit	Value
Peak Reverse Voltage	$V_{RRM}$	V	40
Reverse Voltage	$V_R$	V	40
Forward Continuous Current	$I_F$	mA	500
Peak Forward Surge Current @ 8.3ms Half Sine	$I_{FSM}$	A	2
Power Dissipation	$P_D$	mW	350
Thermal Resistance, Junction to Ambient	$R_{thJA}$	$^{\circ}\text{C}/\text{W}$	286
Storage Temperature	$T_{STG}$	$^{\circ}\text{C}$	-55 to +150
Operating Junction Temperature	$T_j$	$^{\circ}\text{C}$	125

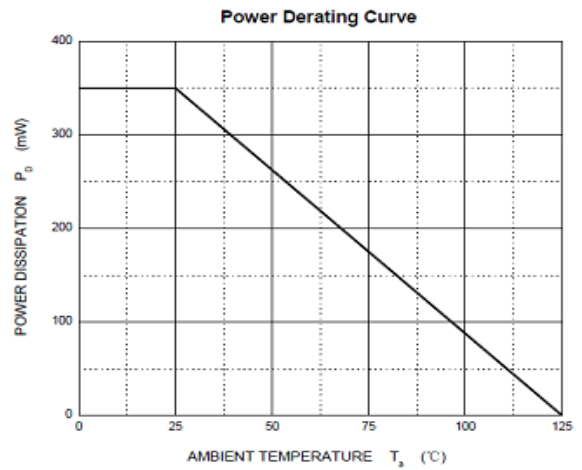
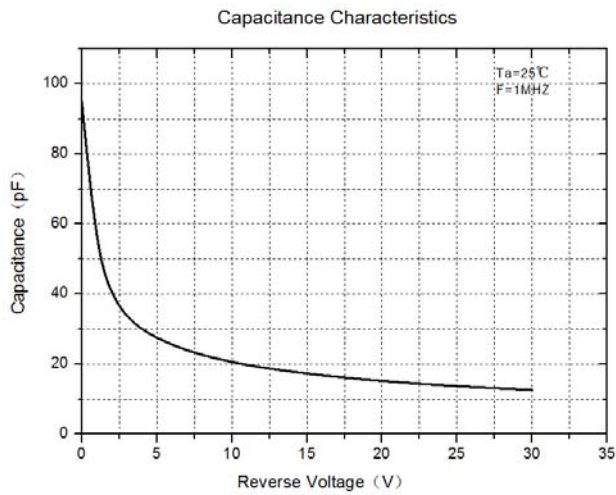
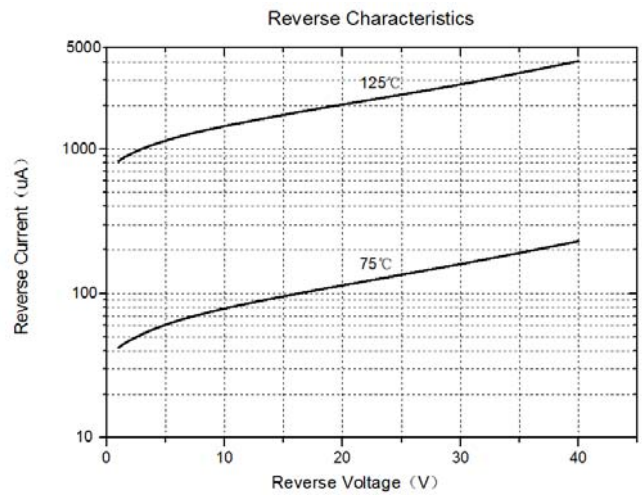
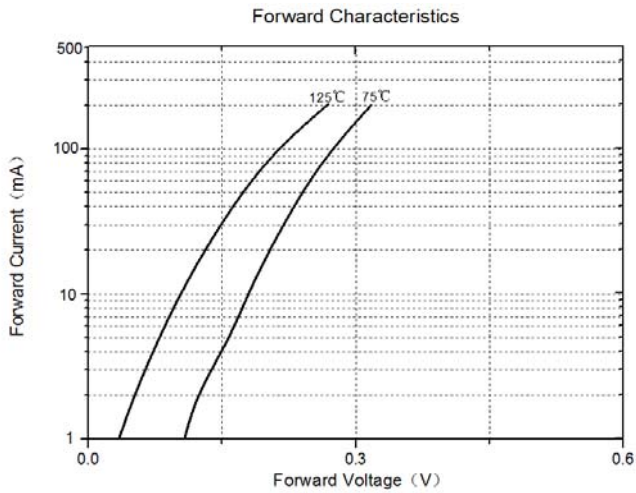
### ■ Ordering Information (Example)

PREFERRED P/N	PACKING CODE	UNIT WEIGHT(g)	MINIMUM PACKAGE(pcs)	INNER BOX QUANTITY(pcs)	OUTER CARTON QUANTITY(pcs)	DELIVERY MODE
BAT720	F2	Approximate 0.009	3000	30000	120000	7" reel

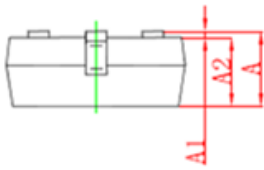
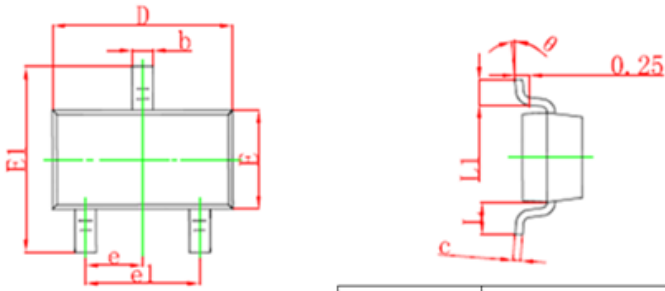
■ Electrical Characteristics (T<sub>a</sub>=25°C Unless otherwise specified, Per Leg)

Item	Symbol	Unit	Conditions	Value
Reverse Voltage	V <sub>R</sub>	V	I <sub>R</sub> =100uA	40
Maximum Instantaneous Forward Voltage	V <sub>F</sub>	V	I <sub>F</sub> =500mA	0.55
Maximum DC Reverse Current	I <sub>R</sub>	uA	V <sub>R</sub> =35V	100

■ Typical Characteristics

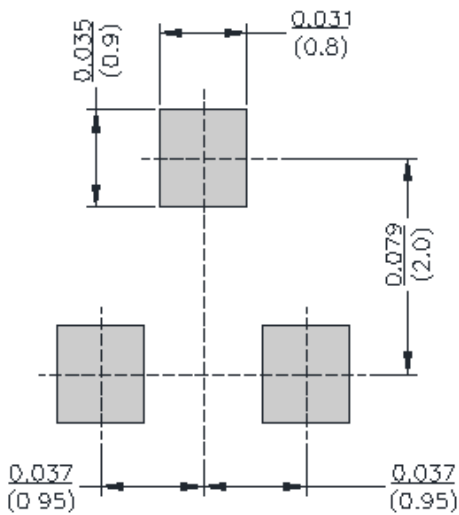


■SOT-23 Package Outline Dimensions



Symbol	Dimensions In Millimeters		Dimensions In Inches	
	Min	Max	Min	Max
A	0.900	1.150	0.035	0.045
A1	0.000	0.100	0.000	0.004
A2	0.900	1.050	0.035	0.041
b	0.300	0.500	0.012	0.020
c	0.100	0.200	0.004	0.008
D	2.800	3.000	0.110	0.118
E	1.200	1.400	0.047	0.055
E1	2.250	2.550	0.089	0.100
e	0.950TYP		0.037TYP	
e1	1.800	2.000	0.071	0.079
L	0.550REF		0.022REF	
L1	0.300	0.500	0.012	0.020
theta	0°	8°	0°	8°

■SOT-23 Suggested Pad Layout



**Disclaimer**

The information presented in this document is for reference only. Shanghai Sunco Electronics Co., Ltd reserves the right to make changes without notice for the specification of the products displayed herein to improve reliability, function or design or otherwise.

The product listed herein is designed to be used with ordinary electronic equipment or devices, and not designed to be used with equipment or devices which require high level of reliability and the malfunction of which would directly endanger human life (such as medical instruments, transportation equipment, aerospace machinery, nuclear-reactor controllers, fuel controllers and other safety devices), Russiansunco or anyone on its behalf, assumes no responsibility or liability for any damages resulting from such improper use of sale.

This publication supersedes & replaces all information previously supplied. For additional information, please visit our website [http:// www.russiansunco.com](http://www.russiansunco.com) , or consult your nearest Russiansunco's sales office for further assistance.