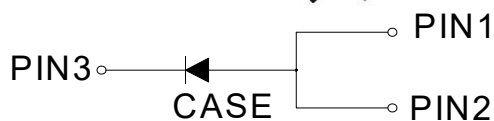



## Schottky Rectifier



### Features

- Ideal for automated placement
- Low power losses
- High forward surge capability

### Typical Applications

For use in lighting, fast switching rectification of power suppliers, inverters, converters, and freewheeling diodes for consumer, automotive, and telecommunication.

### Mechanical Data

- **Package:** TO-277  
Molding compound meets UL 94 V-0 flammability rating, -compliant, Halogen free
- **Terminals:** Tin plated leads, solderable per J-STD-002 and JESD22-B102

### ■ Maximum Ratings (T<sub>a</sub>=25°C Unless otherwise specified)

PARAMETER	SYMBOL	UNIT	SS8U100
Device marking code			SS8U100
Repetitive Peak Reverse Voltage	V <sub>RRM</sub>	V	100
Average Rectified Output Current @60Hz -sine wave, R- load, T <sub>c</sub> =110°C	I <sub>O</sub>	A	8
Forward Surge Current (Non-repetitive) @ 60Hz Half-sine wave, 1 cycle, T <sub>a</sub> =25°C	I <sub>FSM</sub>	A	150
Current Squared Time @1ms≤t≤8.3ms T <sub>j</sub> =25°C	I <sup>2</sup> t	A <sup>2</sup> s	93
Storage Temperature	T <sub>stg</sub>	°C	-55 ~+150
Junction Temperature	T <sub>j</sub>	°C	-55 ~+150

### ■ Electrical Characteristics (T<sub>a</sub>=25°C Unless otherwise specified)

PARAMETER	SYMBOL	UNIT	TEST CONDITIONS	Min	Typ	Max
Peak Forward Voltage	V <sub>FM</sub>	V	I <sub>FM</sub> =8.0A, T <sub>j</sub> =25°C	-	0.55	0.65
			I <sub>FM</sub> =8.0A, T <sub>j</sub> =125°C	-	0.50	0.58
Reverse Breakdown Voltage	V <sub>BR</sub>	V	I <sub>R</sub> =0.5mA	100	-	-
Leakage Current	I <sub>R</sub>	mA	V <sub>R</sub> =100V, T <sub>j</sub> =25°C	-	-	0.5
			V <sub>R</sub> =100V, T <sub>j</sub> =100°C	-	-	50

Note1:Pulse test:300uS pulse width,1% duty cycle

Note2:Pulse test:pulse width 40mS

# SS8U100

## ■ Thermal Characteristics (T<sub>a</sub>=25°C Unless otherwise specified)

PARAMETER		SYMBOL	UNIT	SS8U100
Thermal Resistance	Junction to Case	R <sub>θj-c</sub>	°C/W	8

## ■ Ordering Information (Example)

PREFERRED P/N	PACKAGE CODE	UNIT WEIGHT(g)	MINIMUM PACKAGE(pcs)	INNER BOX QUANTITY(pcs)	OUTER CARTON QUANTITY(pcs)	DELIVERY MODE
SS8U100	F1	Approximate 0.0821	5000	10000	80000	13" reel

## ■ Characteristics(Typical)

FIG.1: I<sub>o</sub>-T<sub>c</sub> Curve

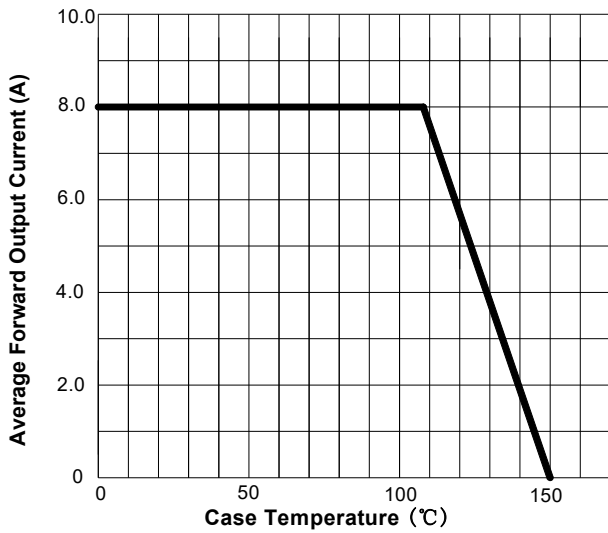


FIG.2: Forward Surge Current Capability

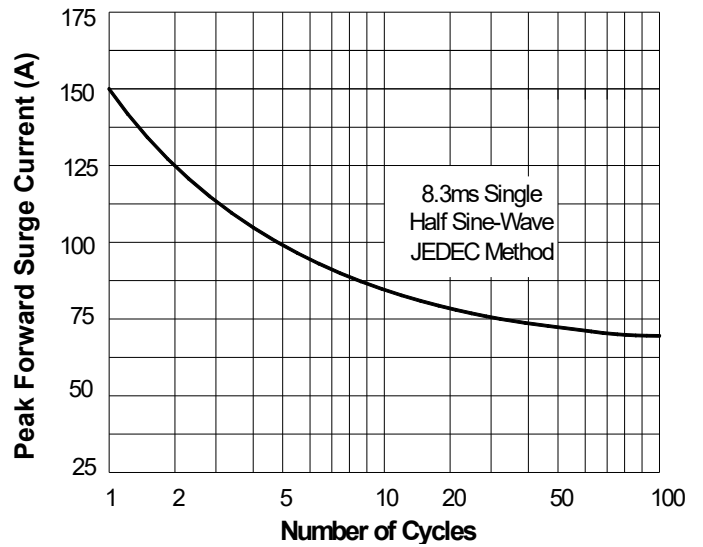


FIG.3: Forward Voltage

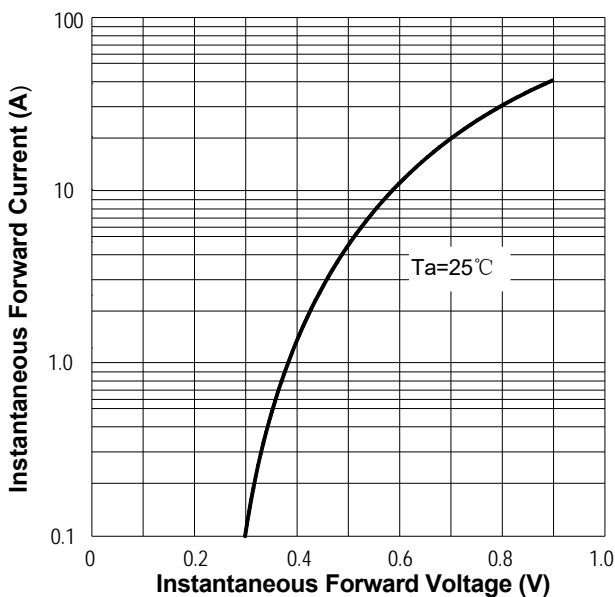
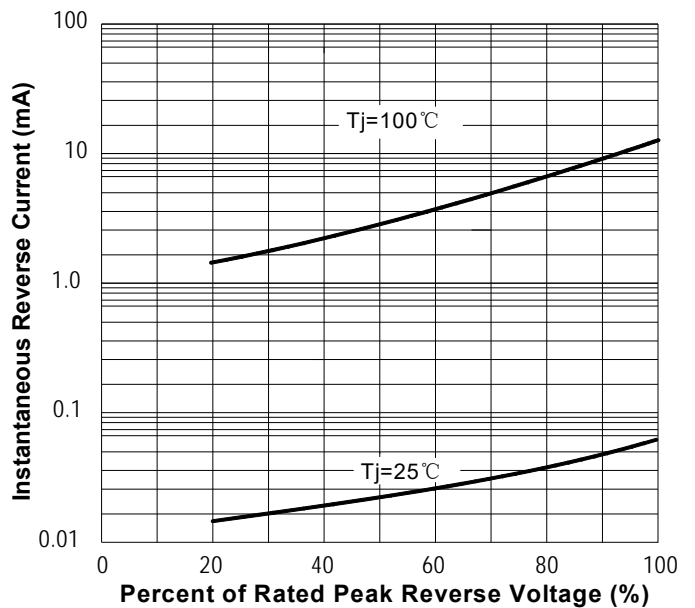
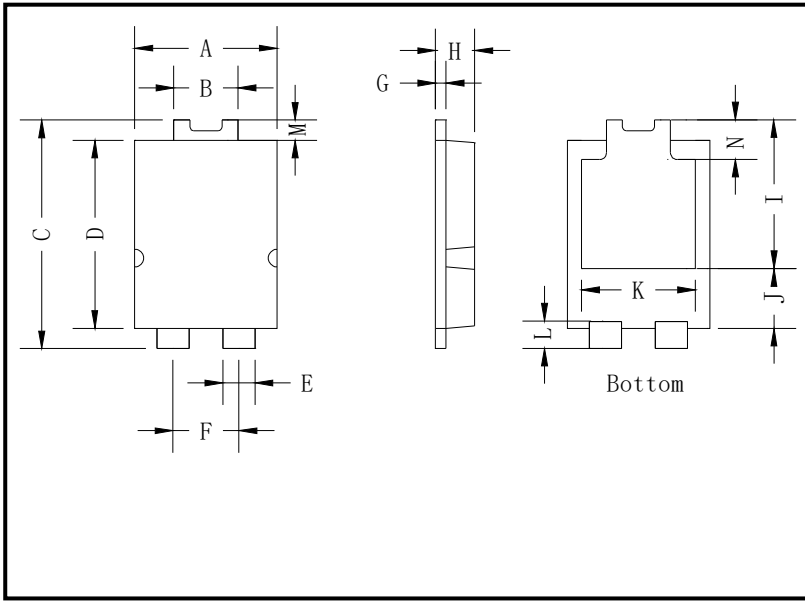


FIG.4: Typical Reverse Characteristics

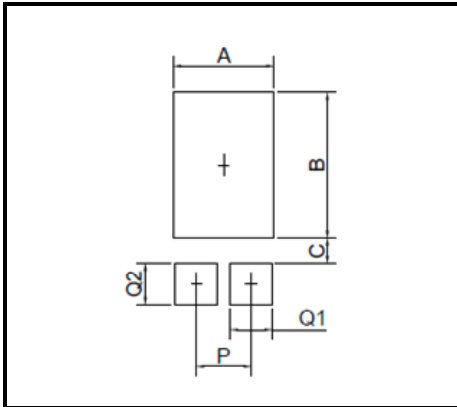


■ Outline Dimensions



TO-277		
Dim	Min(mm)	Max(mm)
A	3.90	4.10
B	1.70	1.90
C	6.40	6.60
D	5.30	5.50
E	0.80	1.00
F	1.85 ref.	
G	0.35	0.45
H	1.10	1.20
I	4.10	4.50
J	1.50	1.90
K	2.90	3.40
L	0.55	0.75
M	0.50 ref.	
N	1.15 ref.	

■ Suggested pad layout



DIM	MIN.(mm)
A	3.36
B	4.86
C	0.85
P	1.84
Q1	1.40
Q2	1.40

**Disclaimer**

The information presented in this document is for reference only. Shanghai Sunco Electronics Co., Ltd reserves the right to make changes without notice for the specification of the products displayed herein to improve reliability, function or design or otherwise.

The product listed herein is designed to be used with ordinary electronic equipment or devices, and not designed to be used with equipment or devices which require high level of reliability and the malfunction of which would directly endanger human life (such as medical instruments, transportation equipment, aerospace machinery, nuclear-reactor controllers, fuel controllers and other safety devices), Russiansunco or anyone on its behalf, assumes no responsibility or liability for any damages resulting from such improper use of sale.

This publication supersedes & replaces all information previously supplied. For additional information, please visit our website [http:// www.russiansunco.com](http://www.russiansunco.com) , or consult your nearest Russiansunco's sales office for further assistance.